

ASVET Student Resource

How to Find and Choose the Right Course

How to Search for a Course

Victorian Skills Gateway

The [Victorian Skills Gateway](#) is a website developed by the Victorian Government. It allows you to search for courses based on your area of interest or by job type.

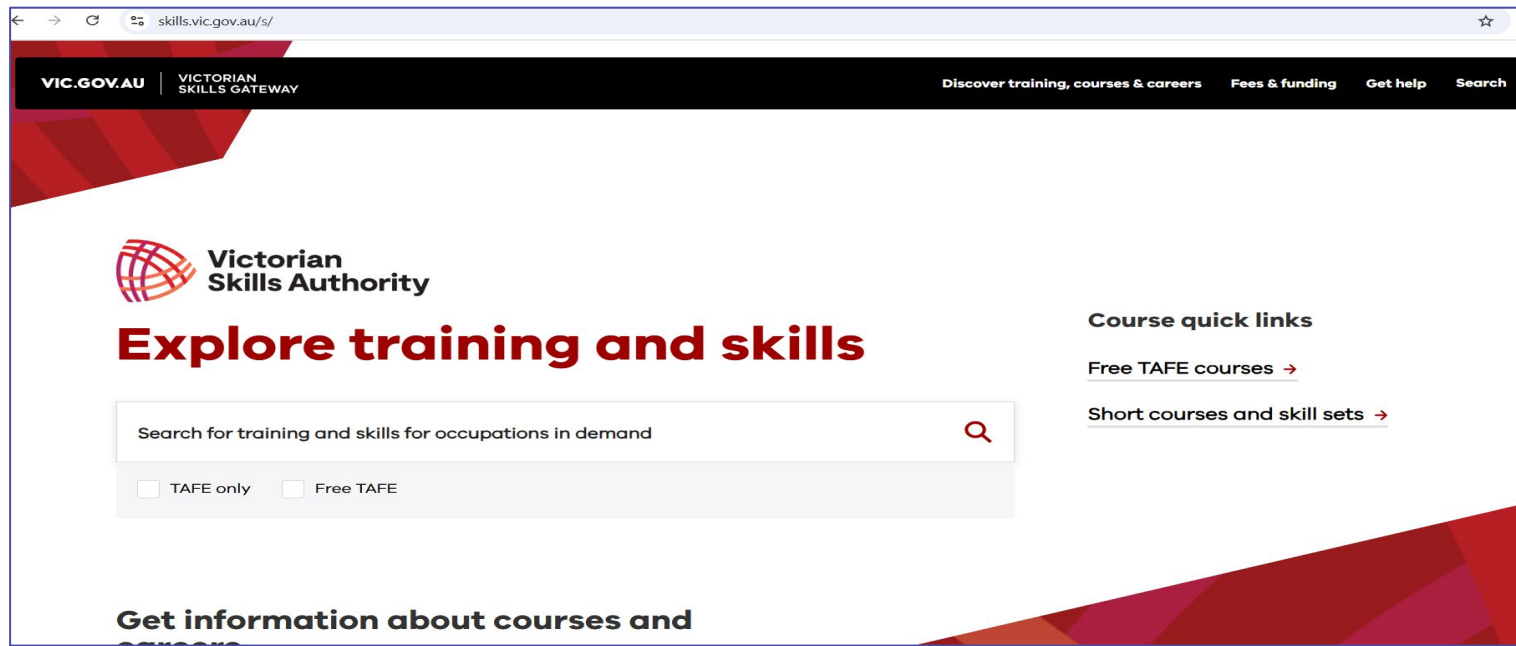
The site also provides details about each course, including the training organisation that delivers it.

Process to Find a Course

Search for a Course

This example shows how to search for a course in **Aged Care**:


1. Go to the Victorian Skills Gateway website: <https://www.skills.vic.gov.au/s/>




Next Step

2. Enter **Aged Care** in the search field and click



 **Victorian Skills Authority**

Explore training and skills

aged care 

TAFE only Free TAFE

Course quick links

[Free TAFE courses →](#)

[Short courses and skill sets →](#)

Next Step

3. Scroll down and click Certificate III Individual Support

Records per page: 10 ▾

Page: 1 of 2 ▶

Course title	Government assistance for eligible students	Locations offered
Diploma of Auslan	✓ FREE TAFE	1
Diploma of Community Services	✓ FREE TAFE	47
Diploma of Interpreting	✓ FREE TAFE	1
Certificate IV in Ageing Support	✓ FREE TAFE	64
Certificate IV in Community Services	✓ FREE TAFE	27
Certificate IV in Disability Support	✓ FREE TAFE	68
Certificate IV in Mental Health	✓ FREE TAFE	30
Certificate IV in Mental Health Peer Work	✓ FREE TAFE	9
Certificate III in Individual Support	✓ FREE TAFE	137

How to Select a Provider









A list of which training organisations and locations for a course is displayed.

Make sure you can get to the campus easily. It is a good idea to choose a TAFE or training organisation near where you live.

For example: If you live in Clyde North, Chisholm Institute in Berwick might be easier for you to go to than the Box Hill Institute.

Think about, how will you get to the course. Do you need public transport?

You can go to the training organisation's website for course information.


Provider name	Government assistance for eligible students
Bendigo Kangan Institute Bendigo	 FREE TAFE
Bendigo Kangan Institute Broadmeadows	 FREE TAFE
Bendigo Kangan Institute Castlemaine	 FREE TAFE
Bendigo Kangan Institute Essendon	 FREE TAFE
Box Hill Institute Elgar (BOX HILL)	 FREE TAFE
Box Hill Institute Lilydale Lakeside Campus (LILYDALE)	 FREE TAFE
Chisholm Institute Berwick	 FREE TAFE
Chisholm Institute Frankston	 FREE TAFE

Free TAFE & Skills First

A list of all the courses are displayed.

Next to each course, is a  and / or 

A  means that the course is a *Skills First Course*.

 means that the course is also a *Free TAFE* course. Free TAFE courses are only available at Victorian TAFEs.

TIP: Check if your course is listed as Free TAFE or Skills First.



Explore training and skills

Search for training and skills for occupations in demand 

TAFE only Free TAFE

Course quick links

[Free TAFE courses →](#)

[Short courses and skill sets →](#)

Popular ASVET Courses

Some popular ASVET courses ASRC members have enrolled in:

- English (EAL)
- Nursing & Allied Health
- Cybersecurity & IT
- Education Support
- Accounting & Business
- Hairdressing & Beauty
- Hospitality & Cookery
- Apprenticeships (Plumbing, Electrical, etc.)

What to Check Before Enrolling

Course Costs & Fees

It might include the following:

- Course Concession fee (Tuition)
- Materials and student amenity fees
- Transport costs

Entry Requirements

- Language, Literacy & Numeracy (LLN) test
- IELTS

Start Date & Application Deadline

- Start Date - when the course starts
- Close Date - this is the deadline by which you must submit your application.

Also to Check Before Enrolling

Placement Requirement

- Some courses or training programs include a placement component, which must be completed in order to receive your certificate of completion.
- Confirm whether the training organisation will arrange your placement location.
- You may need to complete certain checks (e.g., a Working with Children Check) or have required vaccinations.
- Ask the training organisation to confirm the specific placement requirements.

Also to Check Before Enrolling

After Training – Licences

After completing your training, some jobs require you to hold a licence. For example, to work as a forklift operator, you must obtain a High Risk Work Licence from WorkSafe Victoria.

It's a good idea to talk to people already working in the field you're interested in to learn more about what licences may be needed.

Studying and Timetables

Many courses run 2–4 days per week, but you should also plan for several hours of homework at home each week. Make sure you allow extra time in your schedule to complete this work.

Check what academic support services are available through the training organisation, as they can help you with your studies.

Other Considerations

Children or Dependents

If you care for children or have other family responsibilities, plan how you will manage these while studying and attending classes.

Travel

For face-to-face classes, consider how you will get there. Check public transport timetables, or if you drive, find out where you can park and what the costs will be.

Working

If you are employed, think about how you will balance your job with your study commitments.

Mode of Delivery

Some courses are delivered fully on campus, while others use a blended approach (a mix of online and on-campus classes). A few may be offered entirely online. Keep in mind that training organisations usually require you to attend a minimum number of classes to successfully complete the course, even for online programs.

Quick Checklist

- ✓ ***Compared at least two training organisations*** – Look at different providers to see how they deliver the course, the quality of their support, and their reputation.
- ✓ ***Checked course costs and materials*** – Find out the full cost of the course, including enrolment fees, textbooks, uniforms, equipment, or any other materials you may need.
- ✓ ***Confirmed placement and licence requirements*** – Check if the course includes a compulsory placement, and whether you need specific licences or checks (e.g., a Working with Children Check, vaccinations, or professional license after training).
- ✓ ***Planned study time and family/work balance*** – Think about how you will manage your study alongside your other commitments, such as family, childcare, and work. Make sure you can set aside enough time for homework and assessments.

Support & Contacts

Need help with choosing or enrolling?

- **ASRC Education Program** – Offers guidance and support to help you explore study options, understand requirements, and connect with the right training.
- **Victorian Skills Gateway Helpline** – Provides information about courses, career pathways, and advice on how to find training that suits your goals.
- **Training Organisation Student Services** – Can assist with enrolment, academic support, and advice on placements, timetables, or course requirements.



03 9326 6066
admin@asrc.org.au
asrc.org.au

